

# INTERIOR DOORS

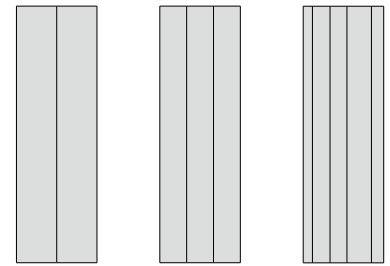


## GRADE



Mixed Rift Prime Choice Natural Live

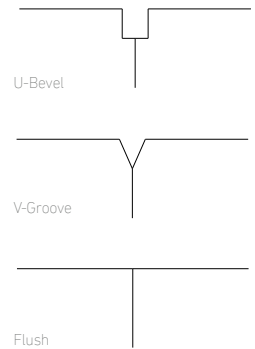
## LAMELLA CONFIGURATION



(2) Equal Width Lamella Equal Width Lamella Mixed Width Lamella

MADERA's interior door slabs are made with 3mm thick sawn lamella matching our flooring plank lamella to ensure a perfect color and grade match. A cross-laminated engineered pine core offers exceptional stability and custom thicknesses up to 3 inches. Lamella configuration can be customized and door jambs for a full assembly are also available.

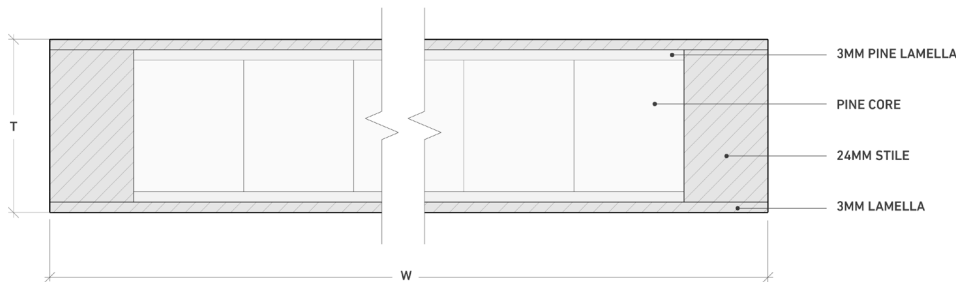
## LAMELLA PROFILE



U-Bevel

V-Groove

Flush



## INTERIOR DOORS

| SPECIES | COLLECTION | GRADE      | CONSTRUCTION  | THICKNESS | WIDTH                      | HEIGHT                      | LAMELLA   | LAMELLA PROFILE                            | PLANK COLOR         |
|---------|------------|------------|---|-----------|----------------------------|-----------------------------|---|--|---------------------|
| Various | Various    | Mixed Rift | Engineered Pine Core<br>Pine Core + 3mm Pine Lamella + 3mm Front and Back Lamella | 45mm      | Up to 1524mm<br>Up to 60in | Up to 3048mm<br>Up to 120in | (2) Equal Width<br>Multi Equal Width (more than 2)<br>Mixed Width | Flush<br>V-Groove<br>1mm or 2mm<br>U-Bevel | Variation<br>Sorted |
|         |            | Prime      |   | 51mm      |                            |                             |   |  |                     |
|         |            | Choice     |   | 57mm      |                            |                             |   |  |                     |
|         |            | Natural    |   | 64mm      |                            |                             |   |  |                     |
|         |            | Live       |   | 70mm      |                            |                             |   |  |                     |
|         |            |            |   | 76mm      |                            |                             |   |  |                     |
|         |            |            | 3in   |           |                            |                             |   |  |                     |

M A D E R A

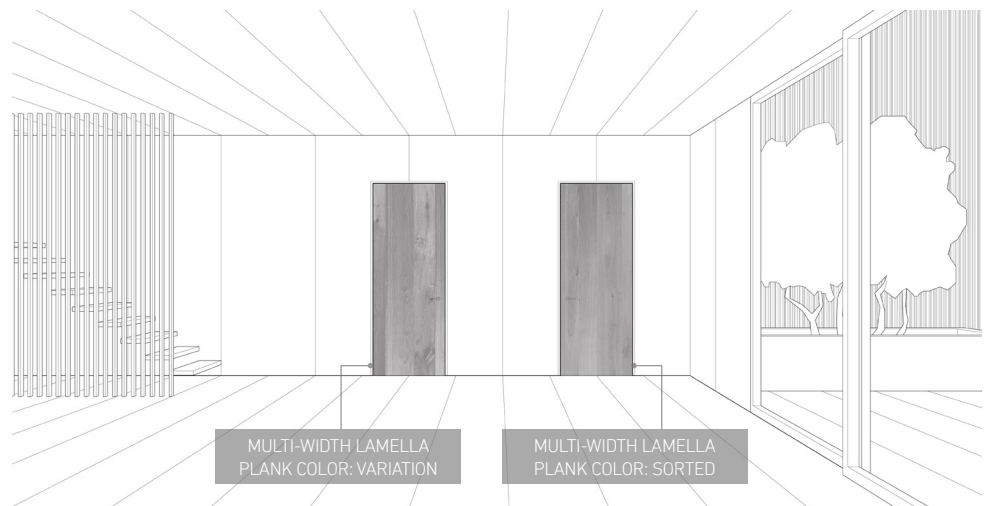
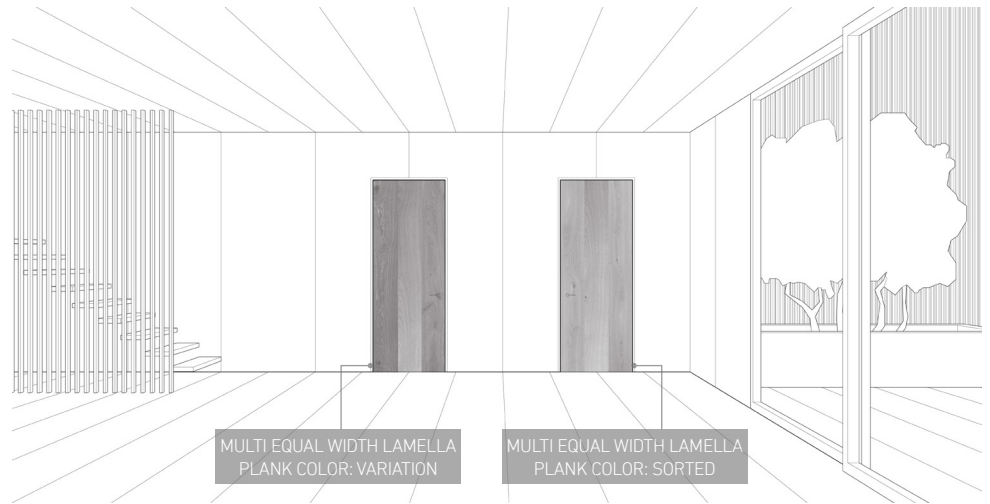
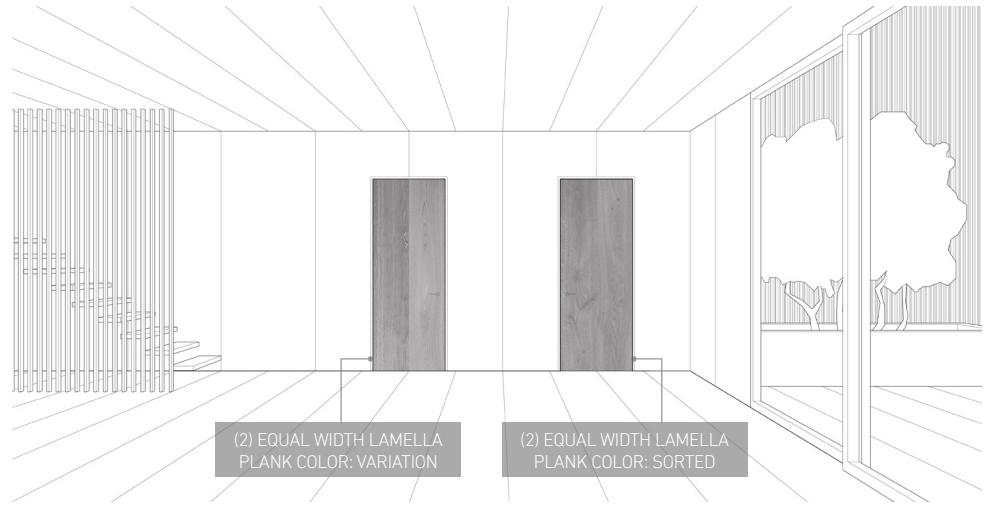
New York | Los Angeles

maderasurfaces.com | sales@maderasurfaces.com | 718 484 7260 | @maderasurfaces

# INTERIOR DOORS

When choosing a door design there are several important factors including the orientation of the grain [horizontal or vertical], the lamella configuration, [variable or fixed width] and the number of lamellas per door. It is also important to determine the overall look of the door. MADERA can produce doors that look like natural planks and feature considerable color variation between lamellas. These type of doors work very well if the door is situated next to wall paneling or other wood elements that have a similar plank look. Alternately, we can produce doors with minimal color variation by sorting lamellas for color.

MADERA doors are made of solid 3mm lamellas, not sliced veneers. As such there will always be some variation in color and grain between lamellas in a single door. This is what makes a MADERA door unique.



M A D E R A

New York | Los Angeles

maderasurfaces.com | sales@maderasurfaces.com | 718 484 7260 | @maderasurfaces